



IEM-3300-16T= DataSheet

IEM-3300-16T= expansion module adds 16 × Gigabit RJ45 ports to Cisco IE3300/IE3400 switches, delivering high-density, industrial Ethernet connectivity for flexible network expansion.

[READ MORE](#)

IEM-3300-16T= Description

IEM-3300-16T= is a high-density industrial expansion module providing 16 Gigabit RJ45 copper ports for Cisco Catalyst IE3300 and IE3400 Rugged Series switches. Designed for harsh environments, it enables scalable and flexible Ethernet expansion for demanding industrial applications such as manufacturing, utilities, and smart cities. This hot-swappable module supports plug-and-play installation, DIN rail mounting, and seamless integration with Cisco IE3300/IE3400, offering reliable, high-speed network connectivity for mission-critical deployments.

Product Highlights

Total Ports
Power Consumption
Ports Type

Quick Specs

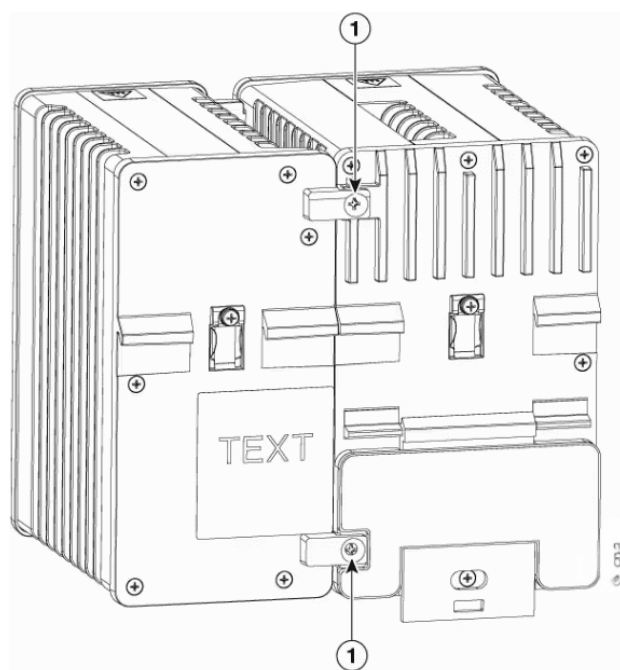
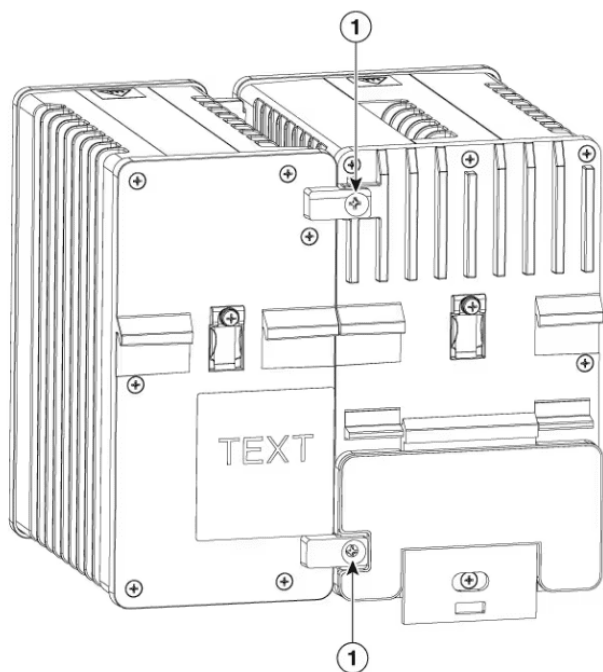
Parameter	Value
Ports	16 × GE RJ45

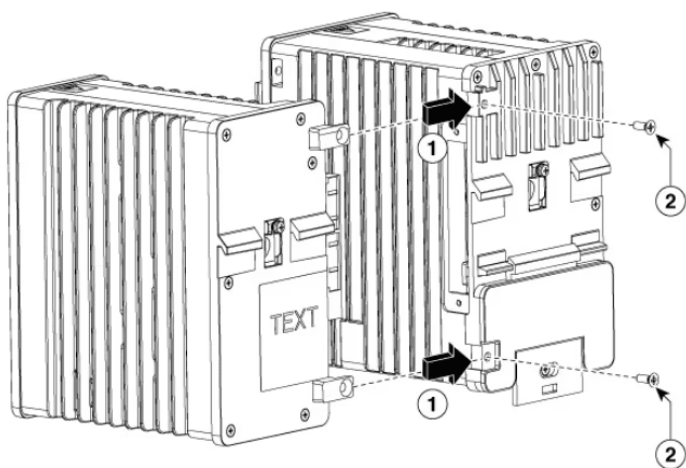
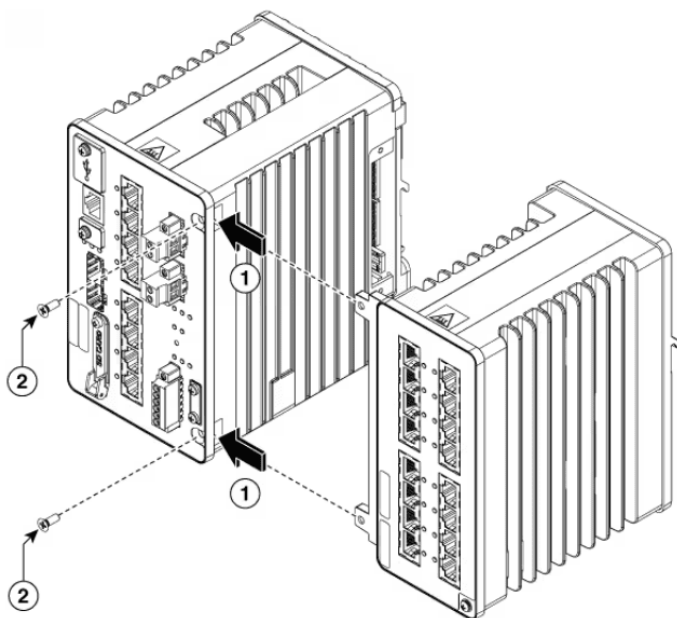
Module Type	Expansion Module
For Series	IE3300/IE3400
Mounting	DIN rail

Rugged Industrial Ethernet Switch Product Comparison

Parameter / Model	IEM-3300-8T	IEM-3300-16T=	IEM-3300-8P=
Ports	8 × GE RJ45	16 × GE RJ45	8 × GE RJ45
PoE Support	No	No	Yes
SFP Ports	0	0	0
Module Type	Expansion	Expansion	Expansion
Compatible Series	IE3300/IE3400	IE3300/IE3400	IE3300/IE3400
Hot Swap	Yes	Yes	Yes
Power Consumption	6W	12W	14W
Dimensions (H×W×D)	6×2.6×5.3 in	6×3.6×5.3 in	6×2.6×5.3 in
Weight	2.0 lbs	2.7 lbs	2.0 lbs

Rugged Industrial Switch 3300 Attaching an Expansion Module Guide





Step 1:

Remove the 2 screws securing the side cover plate to the switch.

Step 2:

Remove the two screws from the front of the Expansion chassis, and the two screws from the rear of the base.

Step 3:

Align tabs on top and bottom left front of expansion module with slots on top and bottom right side of switch along with tabs on top and bottom left rear of module and holes at top and bottom right rear of switch. Press the module and switch together so that the electrical connections engage and the screw holes are aligned.

Step 4:

Secure the 4 flathead Phillips screws with 5–6 in-lbs torque.

Specification

Parameter	Specification	Parameter	Specification
Module Model	IEM-3300-16T=	Module Type	Expansion Module
Supported Switch Series	IE3300, IE3400	Ports	16 × 10/100/1000 Mbps RJ45
Port Type	Gigabit Copper (RJ45)	PoE Support	No
SFP Ports	0	Hot Swap	Yes
Mounting	DIN rail	Dimensions (H×W×D)	6 × 3.6 × 5.3 in (15.2 × 9.1 × 13.5 cm)
Weight	2.7 lbs (1.2 kg)	Operating Temp.	-40°C to +75°C
Power Consumption	12W	Compliance	Industrial, EMC, Safety
Warranty	5 years (w/ IE3300/IE3400)	Hot-pluggable	Yes

Want to Buy

[ORDER NOW](#) [GET A QUOTE](#)

Why Layer23-Switch.com

As a leading network hardware supplier, Layer23-Switch.com focuses on original new ICT equipment of Cisco, H3C, Juniper, etc.

200+

Countries we Sold

18,000+

Customers Trusted

\$20,000,000

Inventory Available

50%-98%

Off Global List Price

100%

Safe Online Shopping

Contact Us

- WhatsApp: [+8617181189993](https://wa.me/8617181189993)
- Wechat: [17181189993](https://www.wechat.com/qrcode/business?business_id=17181189993)
- Email: sales@layer23-switch.com